

Part 2: HOW TO FLIP AN ELECTION IN LESS THAN 3 MINUTES

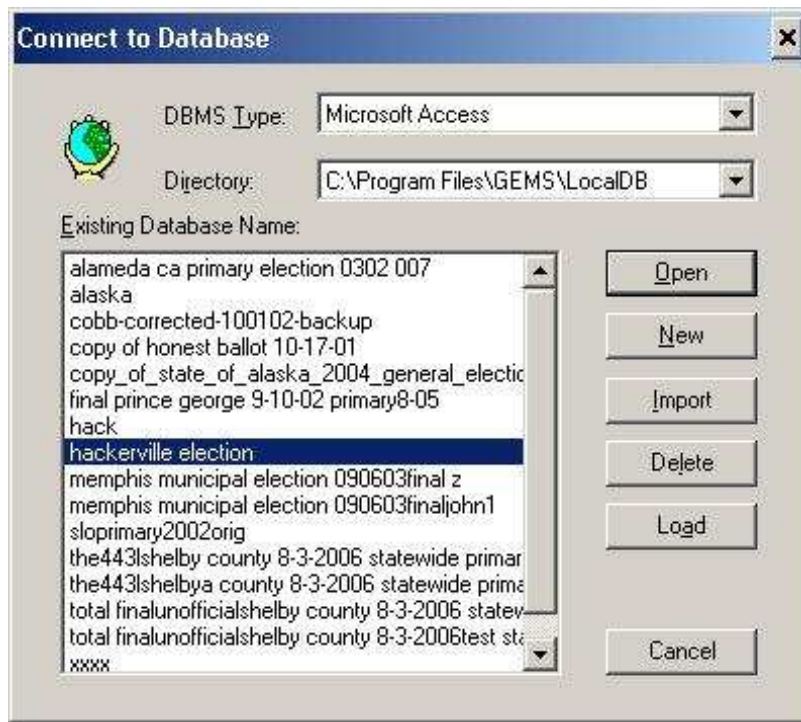
By John Brakey AUDITAZ@cox.net and Jim March 1.jim.march@gmail.com May 15, 2007

Excerpt from a letter written to Pima County Manager Charles Huckelberry January 10, 2007 from William J. Risner Attorney at Law

...“Every study of the security of computer voting systems has identified insiders such as company employees and election department employees as the primary security risks. Local political parties are never named. It is those with access that are of primary concern. Our party has been a leader in promoting security.”...

From part one, we’ve learned “How to Crack the ultra secure Diebold’s Central database Password” and how this secure system is based in unsecured MS-Access.

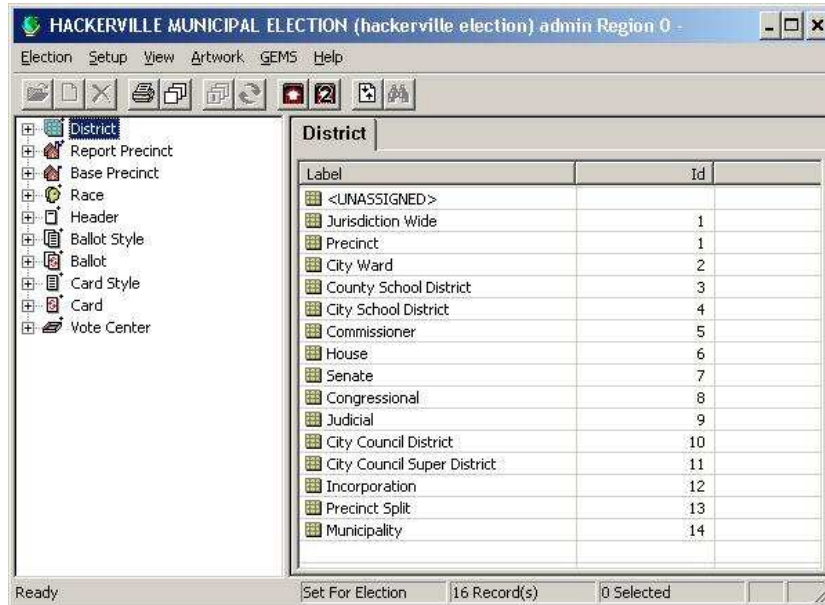
1. Open the Diebold/GEMS Database and double-click on “Hackerville Election” (a file we’ve created as a test):



2. Enter the password (“test”) and then click “OK”:



3. The file opens in the Diebold GEMS election tabulation software:

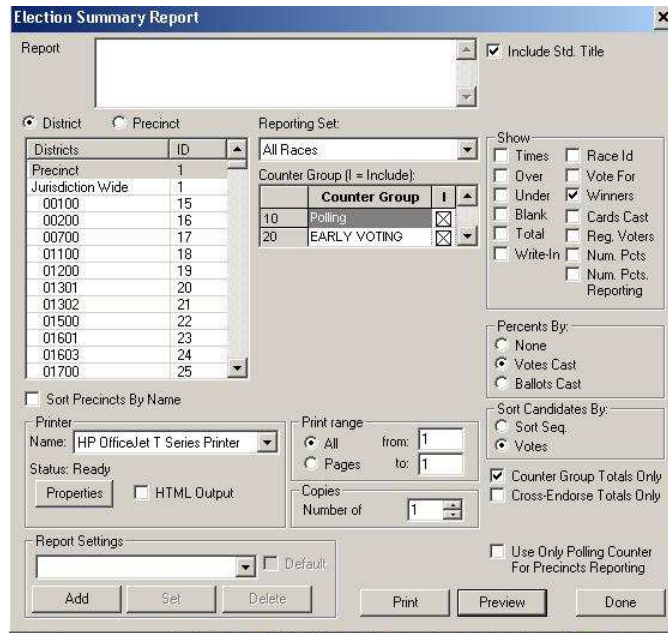


4. Go to top of screen and open the “GEMS” pull-down menu next to “Artwork”, click on “Election Summary Report” (actual menu isn’t show here but we’ve listed the first two items):



Administration reports
Election Summary Report

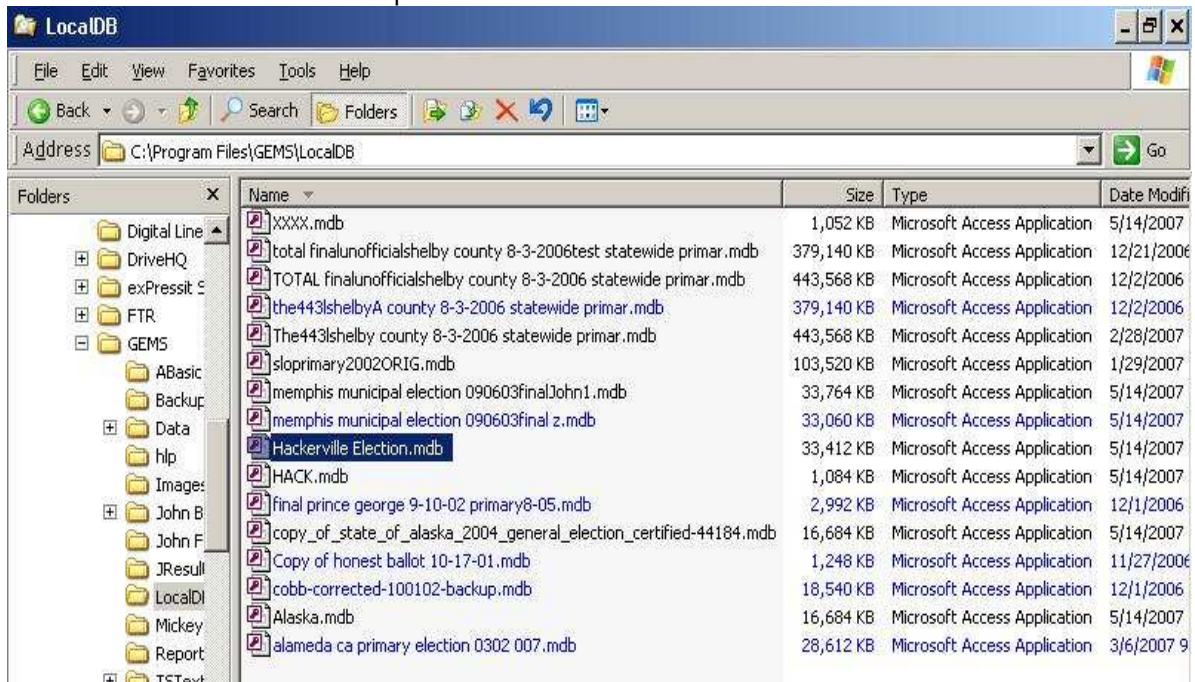
5. Here’s the “Election Summary Report” screen - check mark the boxes as below then click the “Preview” button:



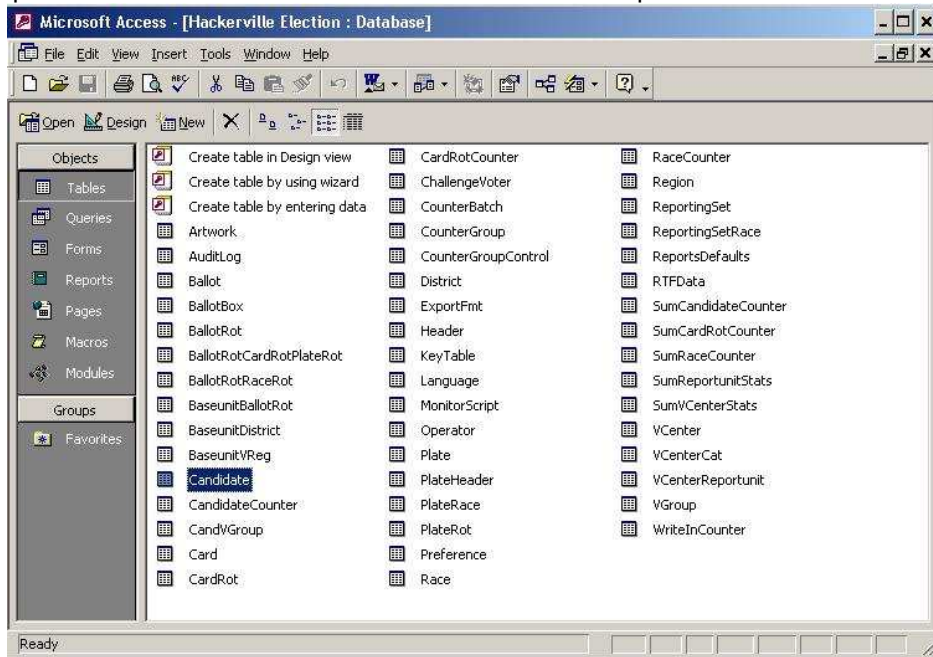
6. From clicking Preview and looking at the resulting summary screen we can see George Washington won the Mayor race with Benedict Arnold coming in a distant 2nd . Also note Thomas Jefferson won over Sandra Davis and Thomas Nelson

Election Summary Report		
HACKERVILLE MUNICIPAL ELECTION		Date: 05/24/07
Summary For Precinct, All Counters, All Races		Time: 15:54:52
		Page: 1 of 3
MAYOR		
	Total	
GEORGE WASHINGTON	24663	73.20%
BENEDICT ARNOLD	7183	21.32%
WILLIE BROOKS	581	1.72%
JAMES MONROE	460	1.37%
JOHN ADAMS	294	0.87%
DODGER ROGER	223	0.66%
JAMES BROWN	147	0.44%
RICHARD NIXON	104	0.31%
CITY COUNCIL DISTRICT 1		
	Total	
THOMAS JEFFERSON	1939	59.42%
SANDRA DAVIS	948	29.05%
THOMAS NELSON	368	11.28%

7. Here's how to flip vote totals between candidates using MS-Access just as we did in part 1 on password swaps. Go to Windows Explore "C:\Program Files\GEMS\LocalDB" and double click on "Hackerville Election.mdb" which opens in MS-Access...



8. Here it's open in the MS-Access Database. Then click on and open the table called "Candidate":



9. BEFORE - Here's the "Candidate" table. We're switching George Washington name with Benedict Arnold name – this shot is pre-swap. Also note position on table of Thomas Jefferson and Sandra Davis

KeyId	Label	SortSeq	CandidateType	ExportId
1	WILLIE BROOKS	2	0	1:1
2	GEORGE WASHINGTON	1	0	1:2
3	JOHN ADAMS	3	0	1:3
4	DODGER ROGER	4	0	1:4
5	JAMES MONROE	5	0	1:5
6	JAMES BROWN	6	0	1:6
7	BENEDICT ARNOLD	7	0	1:7
8	RICHARD NIXON	8	0	1:8
9	THOMAS NELSON	1	0	2:1
10	SANDRA DAVIS	2	0	2:2
11	THOMAS JEFFERSON	3	0	2:3
12	CARL FARLEY	1	0	3:1
13	CARL ROVE	1	0	4:1
14	BRAD FRIEDMAN	1	0	5:1
15	ROBERT MEEKS	2	0	5:2
16	STEPHEN YOUNG	3	0	5:3
17	BRAD FRIEDMAN	4	0	5:4
18	JOHN ADAMS	1	0	6:1
19	BEN FRANKLIN	2	0	6:2
20	ABRAHAM LINCOLN	3	0	6:3
21	HARRY S TRUMAN	4	0	6:4
22	JIMMY CARTER	5	0	6:5
23	LYNDON JOHNSON	1	0	7:1
24	FRANKLIN D. ROOSEVELT	2	0	7:2

10 AFTER - In MS-ACCESS, races can be rigged in the "Candidate" table by just switching names around. Election results reports are flipped all the way down to the precinct level in the Diebold/GEMS database - see also Bryan Crane's video deposition to confirm:

The screenshot shows a Microsoft Access window titled "Microsoft Access - [Candidate : Table]". The window displays a table with the following columns: "Id", "Label", "SortSeq", "CandidateType", and "ExportId". The table contains 24 rows of candidate data. Three yellow callout boxes with arrows point to specific rows:

- Row 2: "BENEDICT ARNOLD (FLIPPED)" - Callout: "ARNOLD in place of WASHINGTON name"
- Row 7: "GEORGE WASHINGTON (FLIPPED)" - Callout: "WASHINGTON in place of ARNOLD name"
- Row 10: "THOMAS JEFFERSON (FLIPPED)" - Callout: "JEFFERSON name in place of DAVIS name"

Other rows include names like WILLIE BROOKS, JOHN ADAMS, DODGER ROGER, JAMES MONROE, JAMES BROWN, RICHARD NIXON, THOMAS NELSON, SANDRA DAVIS (FLIPPED), CARL FARLEY, CARL ROVE, BRAD FRIEDMAN, ROBERT MEEKS, STEPHEN YOUNG, JOHN ADAMS, BEN FRANKLIN, ABRAHAM LINCOLN, HARRY S TRUMAN, JIMMY CARTER, LYNDON JOHNSON, and FRANKLIN D. ROOSEVELT.

11. Re-open GEMS and Double click on the Hackerville Election:

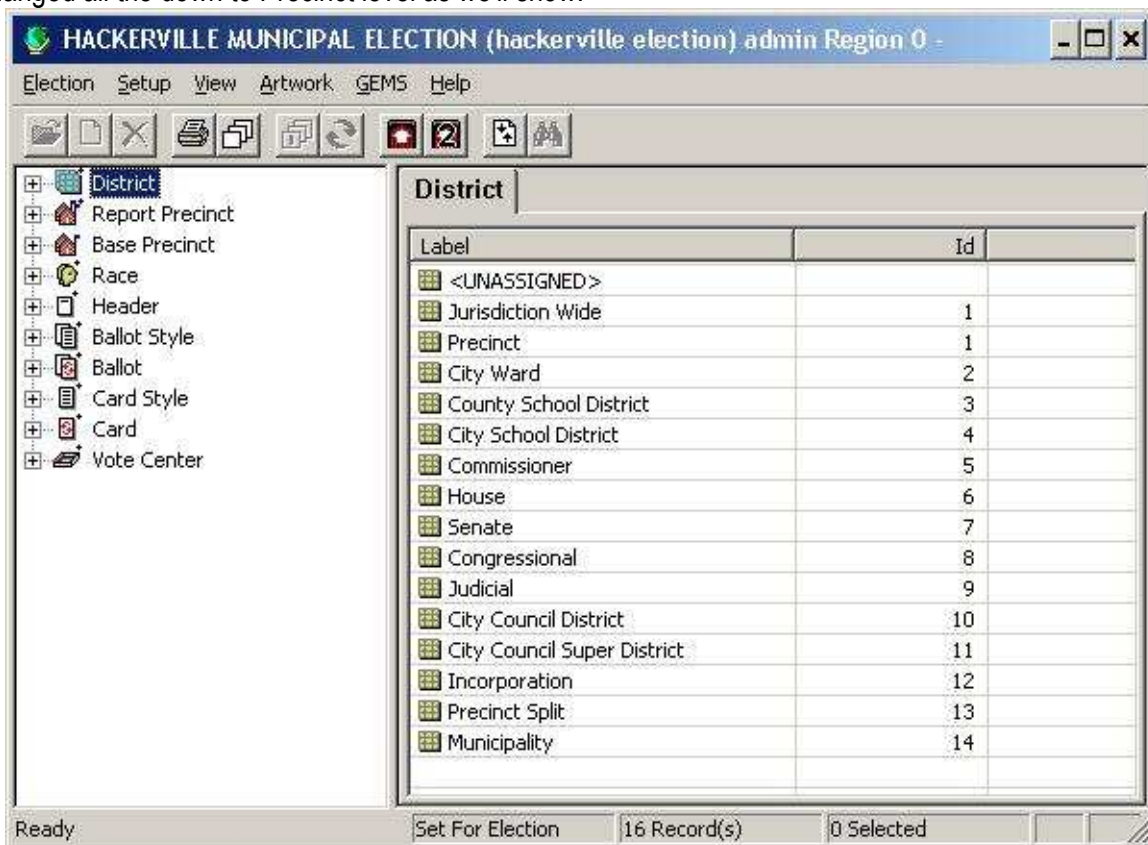


12. Enter the password "test" and click "OK" ...



A dialog box titled "Logon Information" with a close button (X) in the top right corner. It contains four input fields: "Database Name:" with the text "hackerville election", "Username:" with the text "admin", "Password:" with masked characters "*****", and "Confirm Password:" which is empty. To the right of the "Password:" field is an "OK" button, and to the right of the "Confirm Password:" field is a "Cancel" button.

13. The flipped database opens in the GEMS election tabulation software with no problem. Results are changed all the down to Precinct level as we'll show:



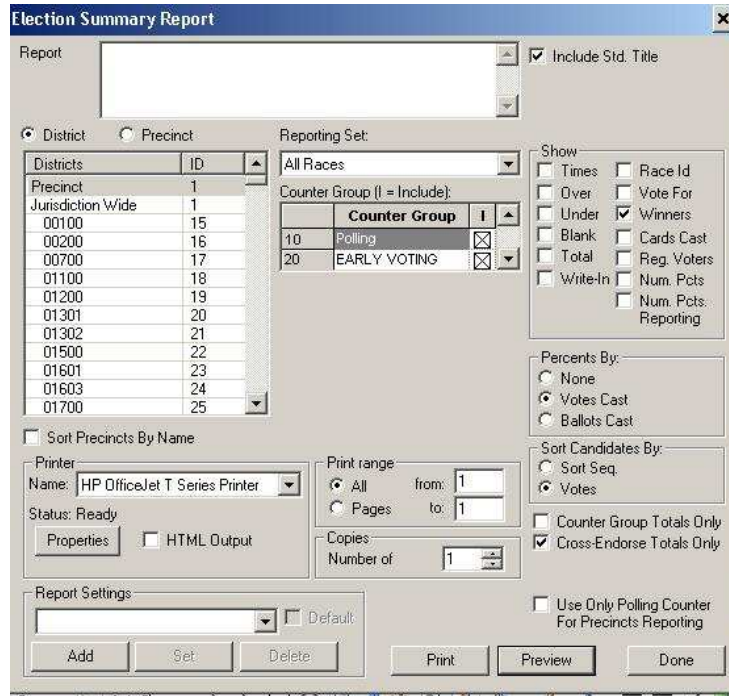
A screenshot of the GEMS election tabulation software interface. The title bar reads "HACKERVILLE MUNICIPAL ELECTION (hackerville election) admin Region 0 -". The menu bar includes "Election", "Setup", "View", "Artwork", "GEMS", and "Help". A toolbar with various icons is located below the menu bar. On the left is a tree view with "District" selected, showing sub-items like "Report Precinct", "Base Precinct", "Race", "Header", "Ballot Style", "Ballot", "Card Style", "Card", and "Vote Center". The main area displays a table titled "District" with two columns: "Label" and "Id". The table contains 14 rows of data. At the bottom, a status bar shows "Ready", "Set For Election", "16 Record(s)", and "0 Selected".

Label	Id
<UNASSIGNED>	
Jurisdiction Wide	1
Precinct	1
City Ward	2
County School District	3
City School District	4
Commissioner	5
House	6
Senate	7
Congressional	8
Judicial	9
City Council District	10
City Council Super District	11
Incorporation	12
Precinct Split	13
Municipality	14

F14 Go to the top of the screen and in the "GEMS" pull-down menu, 2nd item down click on "Election Summary Report":

Administration reports
Election Summary Report

15. In this "Election Summary Report" screen, check mark the following boxes as below (same as previous) and click Preview:



16. NEW WINNERS! George Washington now has been flipped into 2nd place and GEMS now shows that BENEDICT ARNOLD has flipped into 1st place by just using MS-Access and switching names. Also the next race has been flipped Sandra Davis now is the winner over Thomas Jefferson.

Election Summary Report						Date:05/24/07
HACKERVILLE MUNICIPAL ELECTION						Time:16:27:05
Summary For Precinct, All Counters, All Races						Page:1 of 3
MAYOR						
	Polling	Early	Prov	Total		
BENEDICT ARNOLD (FLIPPED)	0	24245	418	24663	73.20%	
GEORGE WASHINGTON (FLIPPED)	0	6998	185	7183	21.32%	
WILLIE BROOKS	0	571	10	581	1.72%	
JAMES MONROE	0	435	25	460	1.37%	
JOHN ADAMS	0	287	7	294	0.87%	
DODGER ROGER	0	204	19	223	0.66%	
JAMES BROWN	0	137	10	147	0.44%	
RICHARD NIXON	0	96	8	104	0.31%	
CITY COUNCIL DISTRICT 1						
	Polling	Early	Prov	Total		
SANDRA DAVIS (FLIPPED)	0	1930	9	1939	59.42%	
THOMAS JEFFERSON (FLIPPED)	0	933	15	948	29.05%	
THOMAS NELSON	0	359	9	368	11.28%	

CONCLUSION:

This is a fast way to flip results. There are most certainly others, some harder to detect than others. The real lesson is; this is NOT a secure system.